


Give Me Five For the Ride




- 1 . Sit down.
- 2 . Talk quietly.
- 3 . Keep your hands and things to yourself.
- 4 . No swearing.
- 5 . No teasing. Each person is different. The Golden Rule: If it would hurt you, don't say it.

The **Give Me Five For the Ride** slogan and ideas were created by Wrightstown Elementary School students several years ago. The slogan and hand visual serve as a reminder of the Give Me Five goals.



Please contact Mrs. Brockman,
Wrightstown Elementary School
Principal, at 532-4818, extension 2100,
with any questions you might have that
pertain to this handout. Thank you!

THE BUS STOP



EVERYONE HAS A RIGHT
TO A PLEASANT RIDE.

THIS MEANS BOTH
STUDENTS AND DRIVERS.

BUS RIDER'S RULES




PARENT TIPS

1. Obey and cooperate with driver.
2. Be on time at bus stops.
3. Keep the noise level down.
4. Keep bus clean; do not litter.
5. Do not eat or drink on bus.
6. Keep arms and head inside window.
7. Remain in seats at all times.
8. Be considerate of others.
9. No inappropriate language.
10. Absolutely no use of tobacco.
11. Report injuries to driver.
12. Unload from front seats first.
13. Driver may assign seats.
14. No standing.
15. No throwing anything.
16. Everyone has a right to a pleasant ride, including the driver.

The above list is posted on each bus. Encouraging our children to follow these rules will result in our drivers having the least distractions from the road. In other words, our drivers will have the most time and energy to focus on getting our children home safely!

- ✓ Talk to your child about bus rules and behavior.
- ✓ Review with your child the bus driver's most important task, getting him or her to and from school safely.
- ✓ Set aside a regular time to ask your child about their bus ride.
- ✓ If your child asks for help dealing with a problem that happened on the bus, ask them how they would like your help. For instance, is it the right words to communicate with another child, or maybe an adult's intervention they seek?
- ✓ Inform Jim Manlick of Laidlaw, 532-4956, and WES Principal, Mr. Lee Mierow, 532-4818, of bus incidents. Continue communication if the incidents happen more than once.
- ✓ It is often best for a child to ignore teasing or inappropriate language. But, if this kind of behavior is ongoing and consistent, it should be reported.
- ✓ Encourage your child to report any physical abuse.
- ✓ Ask your child to leave any large or heavy objects at school for you to pick up. They are difficult to lift up the bus steps and fit through the aisle.
- ✓ Make bus pick-up and drop-off consistent and as simple as possible. Having your child understand where he or she is headed each day will help eliminate any confusion.
- ✓ Send a note to school each day, whenever the drop-off location changes from the norm.

- 
- Avoid the danger zone of the school bus (within ten feet of the bus on every side). The very front and rear are the most dangerous areas.
 - Cross safely. Check both ways before and during crossing; if the driver blows the horn, go back.
 - Walk straight across, not at an angle.



Focusing On Safety

- Never go back towards the bus, even if something was forgotten.
 - Never go under the bus to pick up a dropped item.
 - Remove all drawstrings from your child's clothing to avoid snags on school bus handrails or doors. These can cause injury and even death.
 - Try to choose a coat for your child that will contrast the bus color.
- 